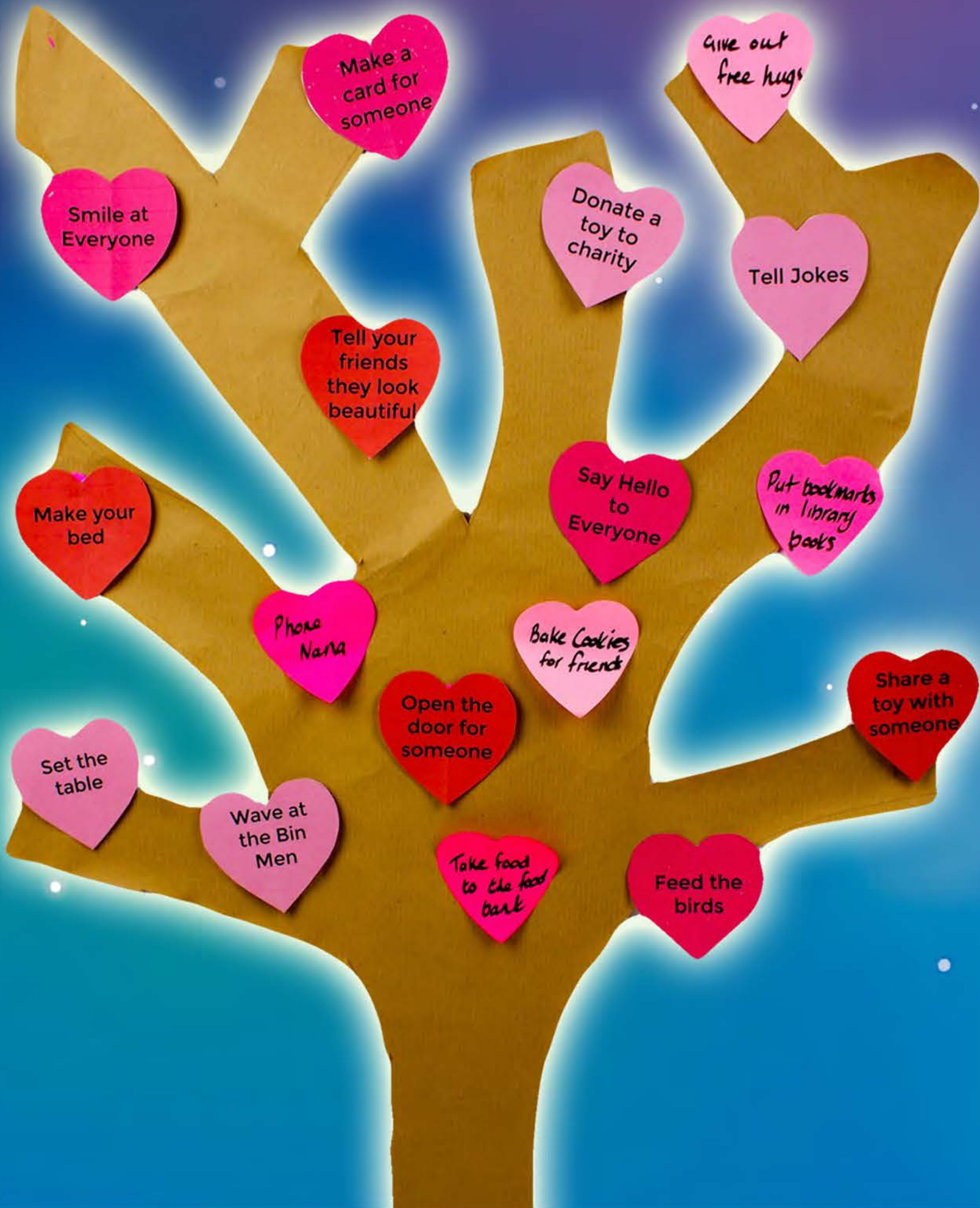


MAKE A KINDNESS TREE!



#ClangersForKindness

KINDNESS TREE

MATERIALS

- Roll of brown paper
- Scissors
- Tack
- Glue stick
- Pencil
- Heart shaped post-it notes or acts of kindness printables



1

Draw an outline of a tree on brown paper and cut out

2

Attach the tree to your wall using tack

3






Print out your free acts of kindness and cut out – this is great scissor practice for young children. Show older children how to fold the heart to enable them to cut them quicker

4

Once the acts of kindness have been completed then stick them to your tree using a glue stick. All that's left is to admire your new kindness tree!

#ClangersForKindness

MAKE YOUR OWN ACTS OF KINDNESS!





**MAKE A
CARD FOR
SOMEONE**



**SMILE AT
EVERYONE**



**TELL YOUR
FRIENDS
THEY LOOK
BEAUTIFUL**



**MAKE
YOUR BED**



**WAVE AT
THE BIN
MEN**



**TELL A
JOKE**

